

たしざんを なぞって こたえをかきましょう。

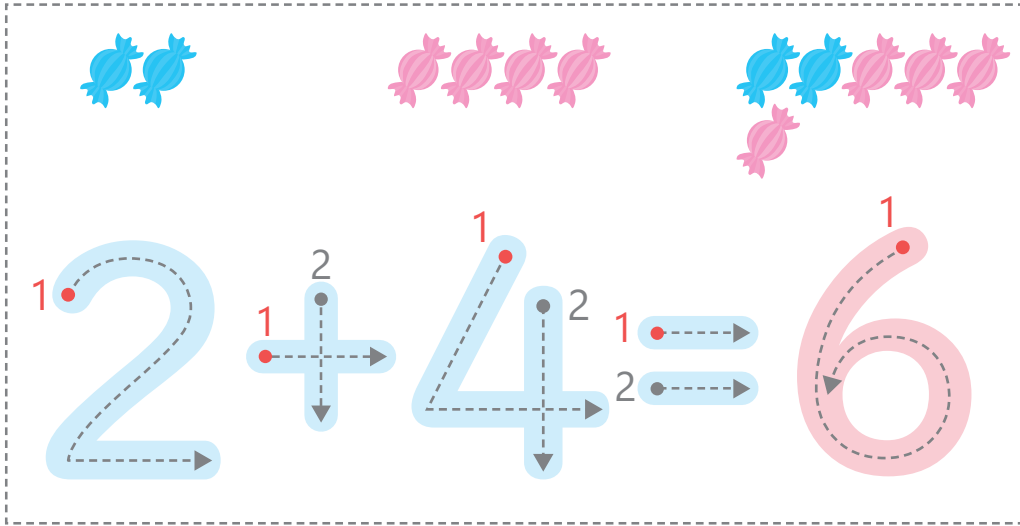


Illustration showing 2 blue candies, 4 pink candies, and a total of 6 candies (2 blue + 4 pink). Below the candies are the numbers 2, 4, and 6 with stroke order guides. The number 2 is formed by stroke 1 (curved down) and stroke 2 (horizontal line). The number 4 is formed by stroke 1 (diagonal down) and stroke 2 (vertical down). The number 6 is formed by stroke 1 (curved down) and stroke 2 (horizontal line).




Illustration showing 4 blue candies, 3 pink candies, and a total of 7 candies (4 blue + 3 pink). Below the candies are the numbers 4, 3, and 7 with stroke order guides. The number 4 is formed by stroke 1 (diagonal down) and stroke 2 (vertical down). The number 3 is formed by stroke 1 (curved down) and stroke 2 (horizontal line). The number 7 is formed by stroke 1 (vertical down) and stroke 2 (horizontal line).

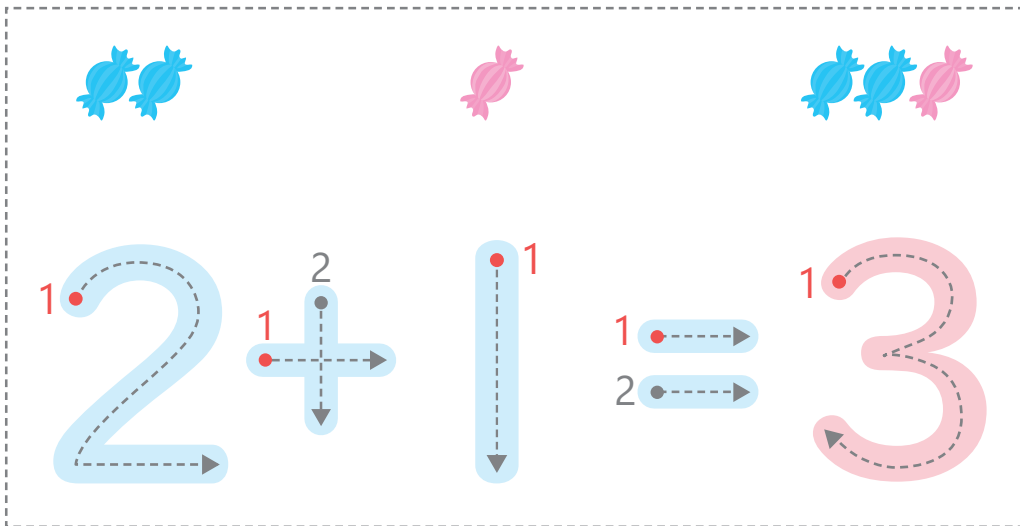


Illustration showing 2 blue candies, 1 pink candy, and a total of 3 candies (2 blue + 1 pink). Below the candies are the numbers 2, 1, and 3 with stroke order guides. The number 2 is formed by stroke 1 (curved down) and stroke 2 (horizontal line). The number 1 is formed by stroke 1 (vertical down). The number 3 is formed by stroke 1 (curved down) and stroke 2 (horizontal line).

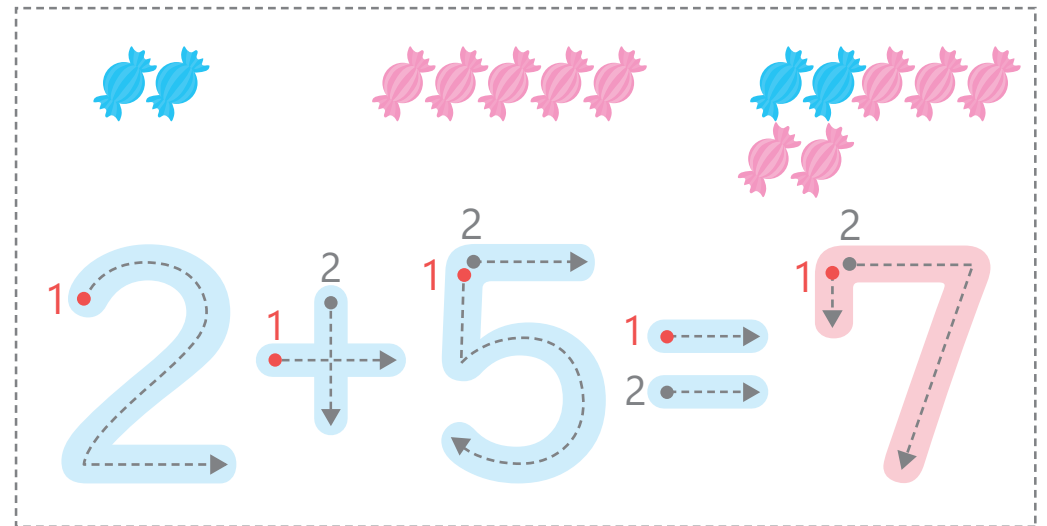


Illustration showing 2 blue candies, 5 pink candies, and a total of 7 candies (2 blue + 5 pink). Below the candies are the numbers 2, 5, and 7 with stroke order guides. The number 2 is formed by stroke 1 (curved down) and stroke 2 (horizontal line). The number 5 is formed by stroke 1 (vertical down) and stroke 2 (horizontal line). The number 7 is formed by stroke 1 (vertical down) and stroke 2 (horizontal line).